
AMENDMENT TO:

Multi-lateral agreement between Germany, Latvia, Lithuania, The Netherlands and Poland for biological data collection of pelagic fisheries in CECAF waters

December 2016

This Amendment replaces the Amendment dated April 2015 to extend the effective time-frame for this multi-lateral agreement. The extension of the time-frame commences 1st of January 2017.

The Multi-lateral agreement between Germany, Latvia, Lithuania, The Netherlands and Poland for biological data collection of pelagic fisheries in CECAF waters, as signed by all countries named in June 2011 (See annex) is amended as follows from 1st January 2017 onwards:

Term:

The multi-lateral agreement is extended beyond its end date of 31 December 2016 (end date as agreed in the Amendment to the original multi-lateral agreement dated April 2015). The new end date is 31 December 2017.

Costs:



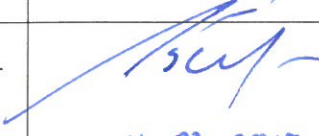


The cost share of the total costs for 2017 for each country follows a key based on the share in average landings in 2008-2012. Following EMFF co-funding rules, co-funding of the National expenses shall be covered through the National EMFF budget of each respective member. In 2016, RCM LDF reviewed the landings share and concluded that for a new agreement, the cost share needs to be updated. This amendment continues the shares as listed in the agreement.

Cost shares are maximum amounts, in case of lower costs, deductions might apply in line with the relative shares.

Total Landings 2008-2012 (RCM LDF Data) and cost shares by partners

| Partner | 2008 | 2009 | 2010 | 2011 | 2012 | average 2008-2012 | Landings share | Cost share per year |
|--------------|----------------|----------------|----------------|----------------|----------------|-------------------|----------------|---------------------|
| Germany | 0 | 0 | 20,650 | 37,088 | 14,582 | 14,464 | 4.96% | € 3,358 |
| Latvia | 68,410 | 81,283 | 87,237 | 89,667 | 30,723 | 71,464 | 24.51% | € 16,593 |
| Lithuania | 120,100 | 124,480 | 116,040 | 121,000 | 44,133 | 105,151 | 36.06% | € 24,413 |
| Netherlands | 83,630 | 68,019 | 92,980 | 55,044 | 34,926 | 66,920 | 22.95% | € 15,537 |
| Poland | 17,709 | 46,287 | 14,605 | 60,177 | 29,178 | 33,591 | 11.52% | € 7,799 |
| TOTAL | 289,849 | 320,069 | 331,512 | 362,976 | 153,542 | 291,590 | 100.00% | € 67,700 |

Signatures for agreement

| Member State | Name | Function | Signature |
|-----------------|--------------------|--|--|
| Germany | Christoph Stransky | National Correspondent |  Date: <u>15.12.2016</u> |
| Latvia | Aivars Berzins | Director, Institute of Food Safety, Animal Health and Environment BIOR |  Date: <u>12.03.2017</u> |
| Lithuania | Indre Sidlauskiene | Director, Fisheries Service under the Ministry of Agriculture of the Republic of Lithuania |  Date: <u>14 03 2017</u> |
| Poland | Ireneusz Wójcik | Head of Department (NMFRI), DCF Coordinator |  Date: <u>12/12/2016</u> |
| The Netherlands | Sieto Verver | Head Centre for Fisheries Research |  Date: <u>12/12/2016</u> |